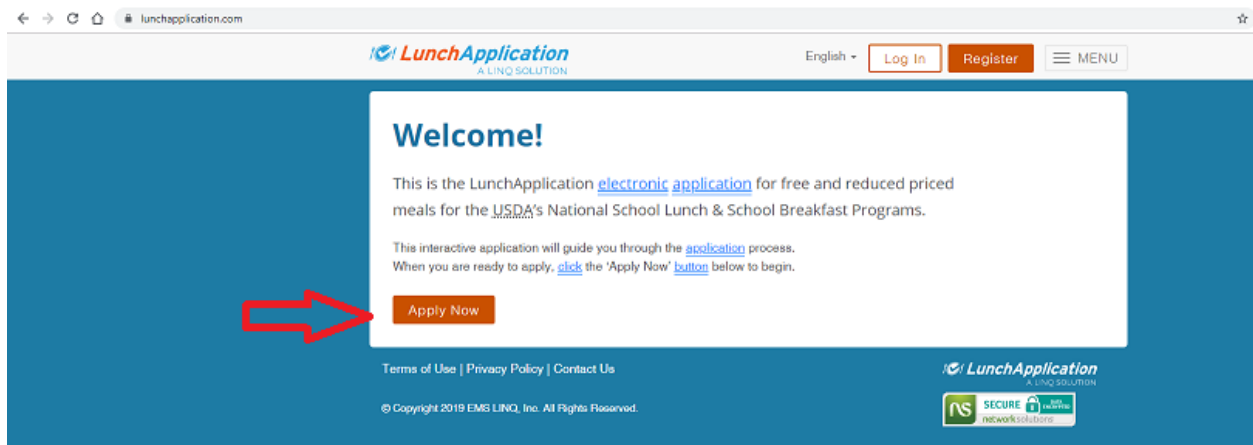


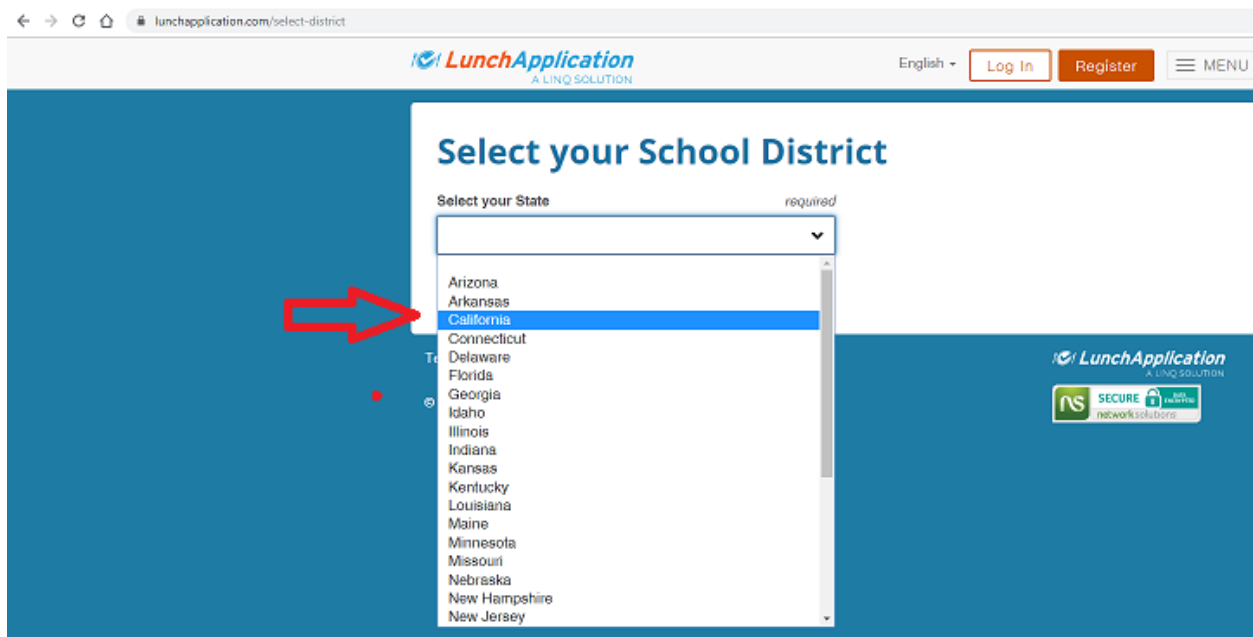
How to use Lunchapplication.com

Enter www.lunchapplication.com in your web browser.

The screen below indicates you are on the correct webpage. Click the button “Apply Now”



Select your State by clicking the down arrow.



Click the down arrow and select Palm Springs Unified.

← → ↻ 🏠 lunchapplication.com/select-district

LunchApplication
A LINQ SOLUTION

English

Select your School District

Select your State *required*
California

Select your School District *required*
Palm Springs Unified

- Helendale School District
- Highland Academy
- Huntington Beach Union HS Dist
- Kipp Summit Academy
- Laguna Beach Unified
- Liberty Elementary School
- Los Alamitos Unified School District
- Los Angeles College Prep Academy
- Lucia Mar Unified
- Middletown Unified School District
- Monrovia Unified School District
- Newman-Crows Landing USD
- Norwalk La Mirada USD
- Nuvview Union School District
- Palm Springs Unified**
- Placentia-Yorba Linda
- Redlands Unified
- Sacred Heart Academy
- Saddleback Valley Unified
- San Luis Coastal Unified

LunchApplication
A LINQ SOLUTION

NS SECURE
iNetworkSolutions

Click Continue

Click Continue again on the bottom of the instructions page.

Please read the I certify (promise)... Page. (Screen shot on next page)

Once complete, enter the first and last name of the parent/guardian completing the form.

The current date should be loaded automatically. If not click on the date and select today's date.

Check the box that states you have read and will abide by the rules/regulations.

Click on "I am not a robot" and follow the prompts.

Click continue.

I certify (promise)...

that all information on this application is true and that all income is reported.

I understand that this information is given in connection with the receipt of Federal funds, and that school officials may verify (check) the information. I am aware that if I purposely* give false information, my children may lose meal benefits.

Enter the name of the adult household member completing the application.

First name required



Last name required




Suffix (e.g. Jr., Sr., I, II, III)

Today's date

**Deliberate misrepresentation of information may subject applicants to prosecution under applicable State and Federal law.*

I have read and I abide by the rules and regulations stated in the [Terms of Use](#) and [Privacy Policy](#).

 I'm not a robot

[Privacy](#) - [Terms](#)

Add each student individually. Complete all sections as indicated below:

If you need to add additional students click “Add another student”

Once complete, Click Continue.

The screenshot shows the 'Students' step of the LunchApplication process. At the top, there is a navigation bar with steps: 1. Begin, 2. Students (current), 3. Programs, 4. Other Kids, 5. Adults, and 6. Summary. The main heading is 'List the names of the students in your household that attend school in Palm Springs Unified and are applying for school meal benefits.' Below this is a form titled 'Student' with the following fields: 'First name' (required), 'Last name' (required), 'Suffix (e.g. Jr., Sr., I, II, III)', 'Date of Birth' (required), 'School' (required dropdown), 'Grade' (dropdown), and 'Student Number'. To the right of the form, five red arrows point to the 'First name', 'Last name', 'Date of Birth', 'School', and 'Student Number' fields. A red text label 'School is required' is positioned to the right of the 'School' dropdown. Below the form is a blue button '+ Add another student' with a red arrow pointing to it, and a red text label 'If you have more than one student, add them here.' Below the button are 'Back' and 'Continue' buttons, with a red arrow pointing to the 'Continue' button. The footer contains 'Terms of Use | Privacy Policy | Contact Us', '© Copyright 2019 EMS-LINQ, Inc. All Rights Reserved.', and logos for 'LunchApplication' and 'SECURE NETWORK SOLUTIONS'.

Next, Verify Family Size

Select the number of people in the family by clicking the down arrow and selecting the total number of family members in the household.

Select the range of monthly income for the household.

Click Continue


LunchApplication
A LUNCH SOLUTION


English - MENU


Begin -> Students -> Programs -> Other Kids -> Adults -> **Summary**

Verify Family Size

Please confirm your household size.

Family Size required
  **Select family size by clicking down arrow**

Total monthly income
 \$0 - \$1,000  **Choose household monthly income range.**
 \$1,000 - \$2,000
 \$2,000 or more



Terms of Use | Privacy Policy | Contact Us

LunchApplication
A LUNCH SOLUTION

SECURE network solutions

© Copyright 2019 DMG LUNCH, Inc. All Rights Reserved.

Summary Page

Enter name exactly as it appears in bold on the page.

Provide email if you wish, not required.

Click print if you want a copy for your records

Click Submit when complete.

LunchApplication
A LUNCH SOLUTION

English - MENU

Begin -> Students -> Programs -> Other Kids -> Adults -> **Summary**

Summary

Here is a summary of the information you provided in the application. We encourage you to save or print this screen for your records. If everything looks good, click the Submit button at the bottom of the page.

Application Date
08/17/2018

Students at home in school in Baton Rouge, Louisiana
 - view list



Adults
 - Stephanie Bruce

Household size
 - 2 people

Total household income
 \$1,000 - \$2,000 per month


I certify (promise) that all information on this application is true and that all income is reported. I understand that the school will get Federal funds based on the information I give. I understand that school officials may verify (check) the information. I understand that if purposely you have information, my children may lose meal benefits, and I may be prosecuted. I understand the information provided on this application may be used to verify my household's eligibility for benefits in the National School Lunch Program with Medicaid agencies as part of the state's participation in the Medicaid Verification Study.

To sign the application, please write **Stephanie Bruce** in the Signature field and click the Intent checkbox below.

required  

Email

Intent of Signature. To sign the application as the legally binding equivalent of my handwritten signature.



Terms of Use | Privacy Policy | Contact Us

LunchApplication
A LUNCH SOLUTION

SECURE network solutions

© Copyright 2019 DMG LUNCH, Inc. All Rights Reserved.