



Rancho Mirage HS

Family Survey
Fall 2017



Report created by
Panorama Education

Summary

Topic Description	Results	Benchmark
Climate of Support for Academic Learning	96%	<p>60th - 79th percentile compared to others nationally</p>
Knowledge and Fairness of Discipline, Rules and Norms	95%	<p>80th - 99th percentile compared to others nationally</p>
Safety	97%	<p>80th - 99th percentile compared to others nationally</p>
Sense of Belonging (School Connectedness)	92%	<p>60th - 79th percentile compared to others nationally</p>

460 family member responses

Climate of Support for Academic Learning

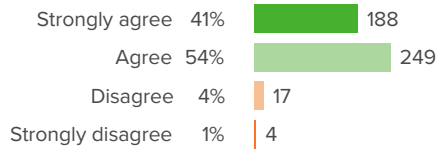
Your average

96%

460 responses

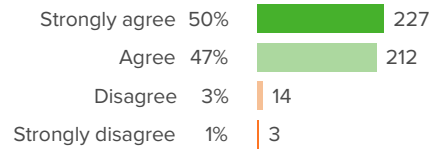
How did family members respond?

Q.1: This school provides high quality instruction to my child.



Favorable: **95%**

Q.2: This school has high expectations for all students.



Favorable: **96%**

Knowledge and Fairness of Discipline, Rules and Norms

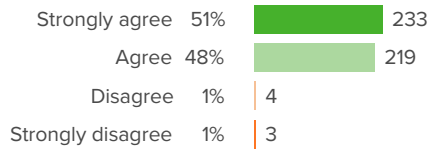
Your average

95%

460 responses

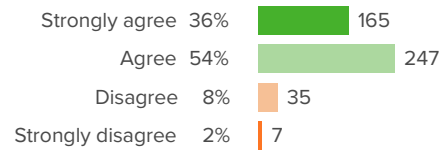
How did family members respond?

Q.1: This school clearly informs students what would happen if they break school rules.



Favorable: **98%**

Q.2: At this school, discipline is fair.



Favorable: **91%**

Safety

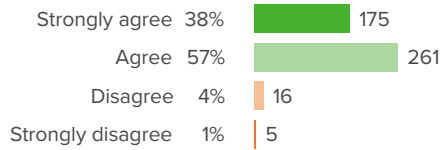
Your average

97%

460 responses

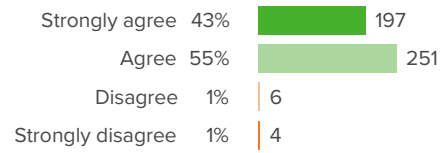
How did family members respond?

Q.1: My child is safe in the neighborhood around the school.



Favorable: **95%**

Q.2: My child is safe on school grounds.



Favorable: **98%**

Sense of Belonging (School Connectedness)

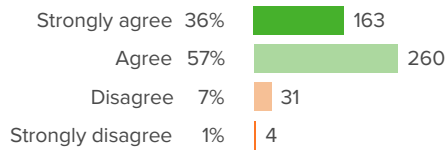
Your average

92%

460 responses

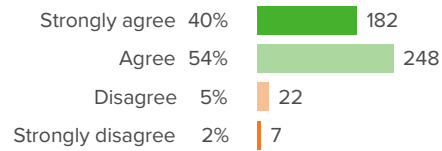
How did family members respond?

Q.1: I feel welcome to participate at this school.



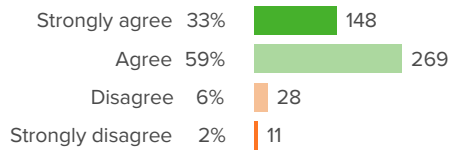
Favorable: **92%**

Q.2: School staff treats me with respect.



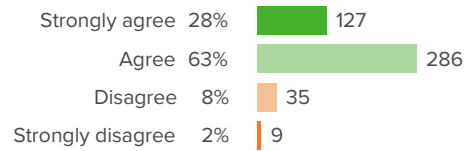
Favorable: **94%**

Q.3: School staff takes my concerns seriously.



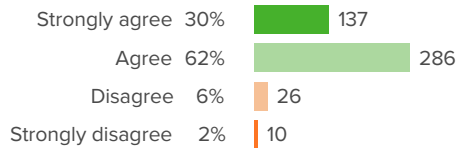
Favorable: **91%**

Q.4: School staff welcomes my suggestions.



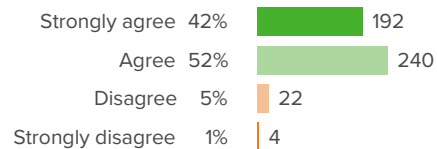
Favorable: **90%**

Q.5: School staff responds to my needs in a timely manner.



Favorable: **92%**

Q.6: School staff is helpful.



Favorable: **94%**



Q.7: My child's background (race, ethnicity, religion, economic status) is valued at this school.

