



Rancho Mirage HS

Staff Survey
Fall 2017



Report created by
Panorama Education

Summary

Topic Description	Results	Comparison
Climate of Support for Academic Learning	98%	93% Palm Springs Unified School District
Knowledge and Fairness of Discipline, Rules and Norms	89%	86% Palm Springs Unified School District
Safety	87%	79% Palm Springs Unified School District
Sense of Belonging (School Connectedness)	88%	80% Palm Springs Unified School District

88 teacher & staff responses

Climate of Support for Academic Learning

Your average

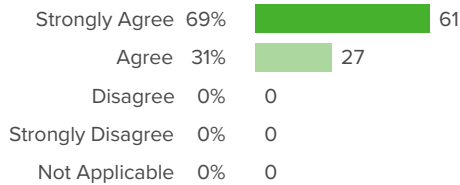
98%

88 responses

District average: **93%** Palm Springs Unified School District

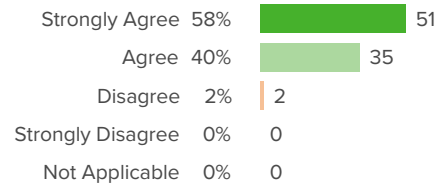
How did teachers & staff respond?

Q.1: This school...is a supportive and inviting place for students to learn.



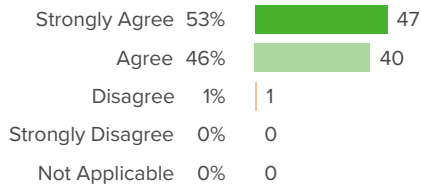
Favorable: **100%**

Q.2: This school...sets high standards for academic performance for all students.



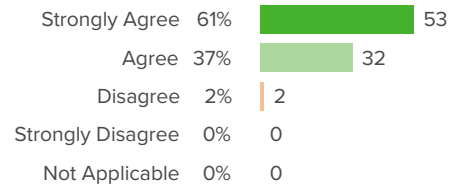
Favorable: **98%**

Q.3: This school...promotes academic success for all students.



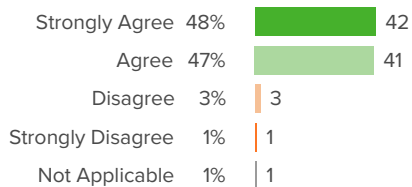
Favorable: **99%**

Q.4: This school...emphasizes helping students academically when they need it.



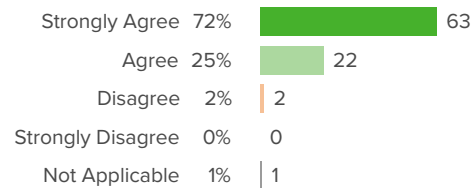
Favorable: **98%**

Q.5: This school...emphasizes teaching lessons in ways relevant to students.



Favorable: **95%**

Q.6: This school...encourages students to enroll in rigorous courses (such as honors and AP), regardless of their race, ethnicity, or nationality.



Favorable: **98%**

Knowledge and Fairness of Discipline, Rules and Norms

Your average


89%

88 responses

District average: **86%** Palm Springs Unified School District

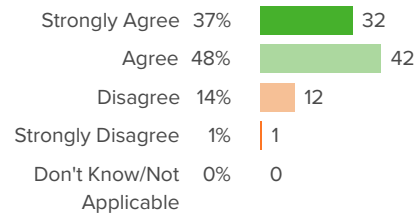
How did teachers & staff respond?

Q.1: This school clearly communicates to students the consequences of breaking school rules.



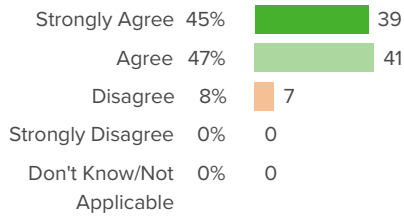
Favorable: **80%**

Q.2: Rules in this school are made clear to students.



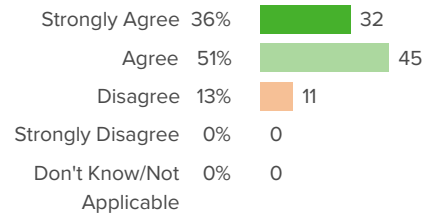
Favorable: **85%**

Q.3: Students know how they are expected to act.



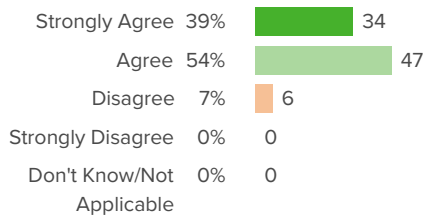
Favorable: **92%**

Q.4: Students know what the rules are.



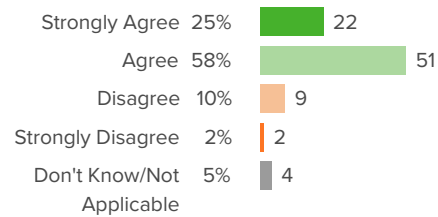
Favorable: **88%**

Q.5: This school makes it clear how students are expected to act.



Favorable: **93%**

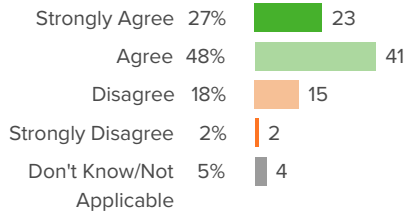
Q.6: This school handles discipline problems fairly.



Favorable: **87%**

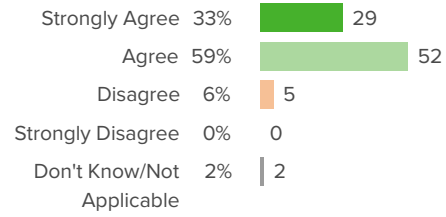


Q.7: This school effectively handles student discipline and behavioral problems.



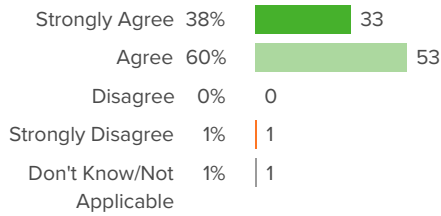
Favorable: **79%**

Q.8: Adults at this school treat all students with respect.



Favorable: **94%**

Q.9: The school rules are fair.



Favorable: **99%**

Safety

Your average

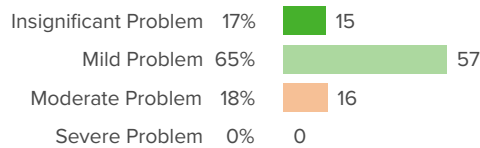
87%

88 responses

District average: **79%** Palm Springs Unified School District

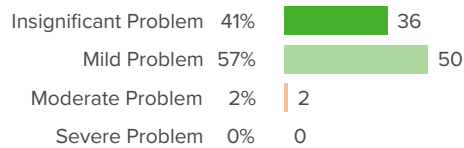
How did teachers & staff respond?

Q.1: [How much of a problem AT THIS SCHOOL is...] harassment or bullying among students?



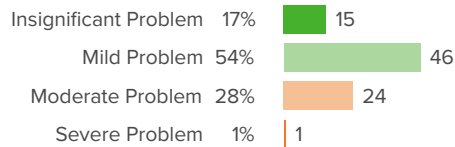
Favorable: **82%**

Q.2: [How much of a problem AT THIS SCHOOL is...] physical fighting between students?



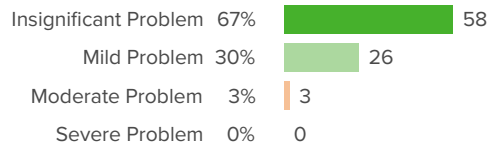
Favorable: **98%**

Q.3: [How much of a problem AT THIS SCHOOL is...] disruptive student behavior?



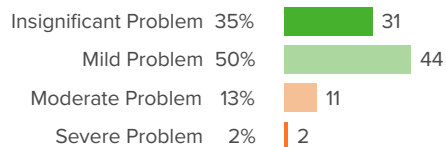
Favorable: **71%**

Q.4: [How much of a problem AT THIS SCHOOL is...] racial/ethnic conflict among students?



Favorable: **97%**

Q.5: [How much of a problem AT THIS SCHOOL is...] lack of respect of staff by students?



Favorable: **85%**

Sense of Belonging (School Connectedness)

Your average

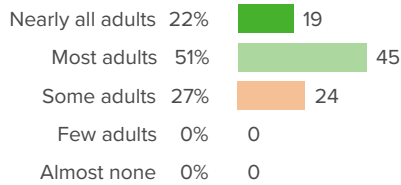
88%

88 responses

District average: **80%** Palm Springs Unified School District

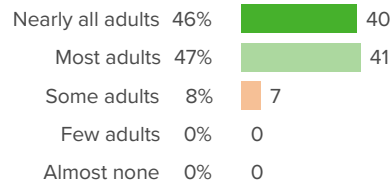
How did teachers & staff respond?

Q.1: How many adults at this school have close professional relationships with one another?



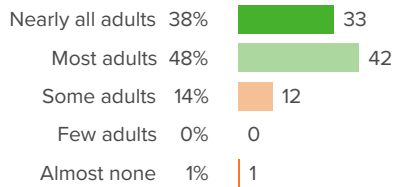
Favorable: **73%**

Q.2: How many adults at this school support and treat each other with respect?



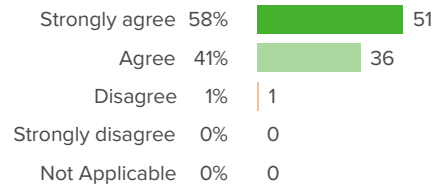
Favorable: **92%**

Q.3: How many adults at this school feel a responsibility to improve this school?



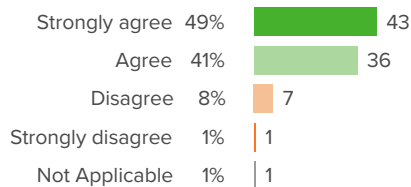
Favorable: **85%**

Q.4: This school is a supportive and inviting place for staff to work.



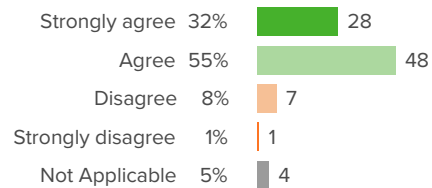
Favorable: **99%**

Q.5: This school promotes trust and collegiality among staff.



Favorable: **91%**

Q.6: This school promotes personnel participation in decision-making that affects school practices and policies.



Favorable: **90%**